

HD,HDD SERIES **CE**
HD,HDD 系列

HD 系列接插件技术特性

Specifications/规范	DIN VDE 0627 DIN VDE 0110 DIN EN 61984	Hoods/Housings/金属上壳/底座	
Number of contacts/接插件针数	7,15,25,40,50(2×25), 64,80(2×40), 128(2×64)+PE	Material 材料	die cast aluminium 铸铝合金
Inserts/接插体		表面处理 Surface	Powder-coated 高温粉末镀层 灰色RAL7037
Working current 工作电流 (see current carrying capacity 见电流负载图)	10A	Locking element 锁定装置	stainless steel, steel-zinc plated 不锈钢或铁镀锌
Working voltage 工作电压 -Pollution degree 2	250V 230/400V	Temperature range 工作温度范围	-40℃...+125℃
Rated impulse voltage 额定脉冲耐受电压	4KV	Degree of protection acc.to DIN EN 60529 防护等级	IP65
Pollution degree 污染等级	3	Contacts/接插针	
Insulation resistance 隔离电阻	$\geq 10^{10} \Omega$	Material 材料	copper alloy 铜
Material 材料	Polycarbonate	Surface 表面处理	镀银 hard silver-plated(3µm Ag) 镀金 hard gold-plated (2µm Au over 3µm Ni)
Temperature rang 工作温度范围	-40℃...+125℃	Contact resistance 接触电阻	$\leq 3m\Omega$
Flammability acc.to U194 阻燃等级(据UL94)	V 0	Terminal -mm ² -AWG 接线形式	Crimp terminal 0.14-2.5mm ² 26-14 冷压压接
Working voltage acc.to UL/CSA 据UL/CSA 工作电压	600V		
Mechanical working life -mating cycles 可拔插次数	≥ 500		

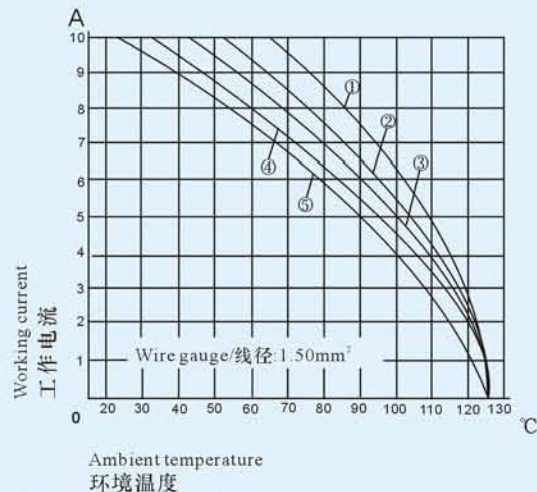
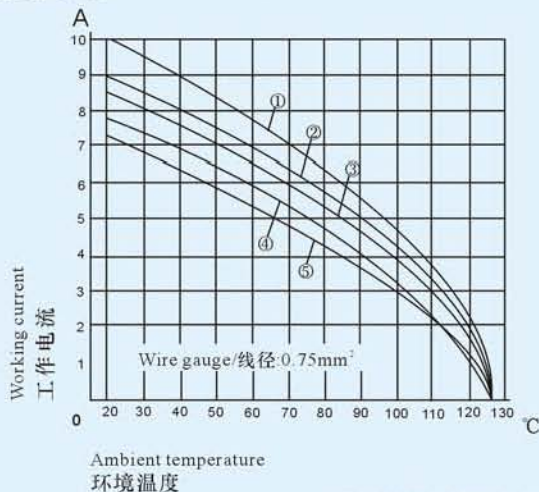
Current carrying capacity/电流负载能力

The current carrying is limited by maximum temperature of materials for inserts and contacts including terminals

电流负载能力所受到的限制主要来自自己包含接插针的接插体可承受的最大温度。

Control and test procedures according to DIN IEC 60512-3

测试和控制过程依据DIN IEC 60512-3



①HD-007 ②HD-015 ③HD-025 ④HD-040 ⑤HD-064

HDD系列接插件技术特性

Specifications/规范	DIN VDE 0627 DIN VDE 0110 DIN EN 61984
Number of contacts/接插件针数	24,42,72,108,144(2×72), 216(2×108)+PE

Inserts/接插体	
Working current 工作电流 (see current carrying capacity 见电流负载图)	10A
Working voltage 工作电压	250V
-Pollution degree 2	230/400V
Rated impulse voltage 额定脉冲耐受电压	4KV
Pollution degree 污染等级	3
Insulation resistance 隔离电阻	$\geq 10^{10} \Omega$
Material 材料	Polycarbonate
Temperature rang 工作温度范围	-40°C...+125°C
Flammability acc.to UI94 阻燃等级(据UL94)	V 0
Working voltage acc.to UL/CSA 据UL/CSA 工作电压	600V
Mechanical working life -mating cycles 可拔插次数	≥ 500

Hoods/Housings/金属上壳/底座

Material 材料	die cast aluminium 铸铝合金
表面处理 Surface	Powder-coated 高温粉末镀层 灰色RAL7037
Locking element 锁定装置	stainless steel, steel-zinc plated 不锈钢或铁镀锌
Temperature range 工作温度范围	-40°C...+125°C
Degree of protection acc.to DIN EN 60529 防护等级	IP65

Contacts/接插针

Material 材料	copper alloy 铜
Surface 表面处理	镀银 hard silver-plated(3µm Ag) 镀金 hard gold-plated (2µm Au over 3µm Ni)
Contact resistance 接触电阻	$\leq 3m \Omega$
Terminal -mm ² -AWG 接线形式	Crimp terminal 0.14-2.5mm ² 26-14 冷压压接

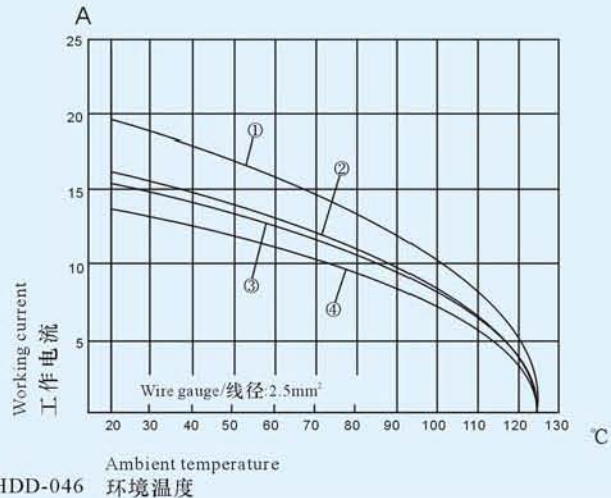
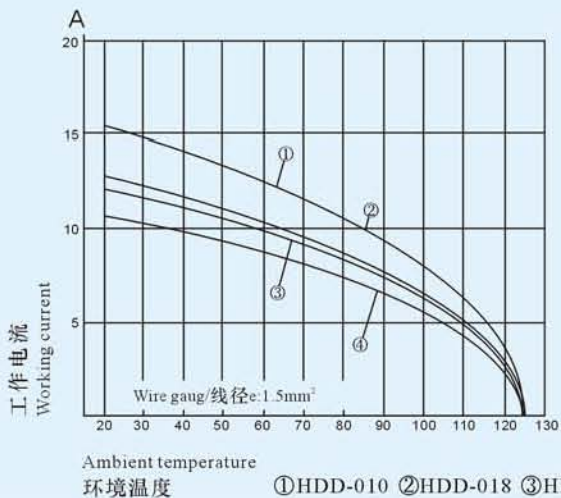
Current carrying capacity/电流负载能力

The current carrying is limited by maximum temperature of materials for inserts and comacts including terminals

电流负载能力所受到的限制主要来自自己包含接插针的接插体可承受的最大温度。

Control and test procedures according to DIN IEC 60512-3

测试和控制过程依据DIN IEC 60512-3



HD,HDD 调整插针分布提高工作电压至 500V

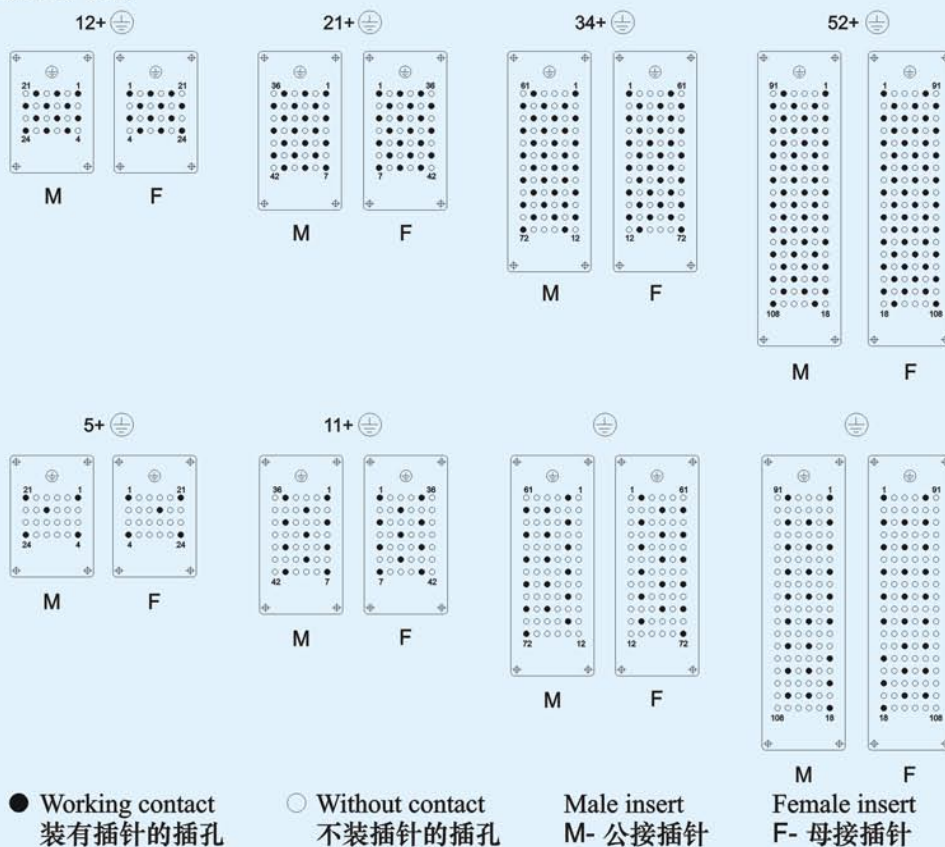
Modified contact arrangement
调整后的插针分布

The connector series HDD and HD equipped with all contacts may be used for voltage up to 250V at insulation group C, but modified contact loading arrangement permits use up to 500V at insulation group C.

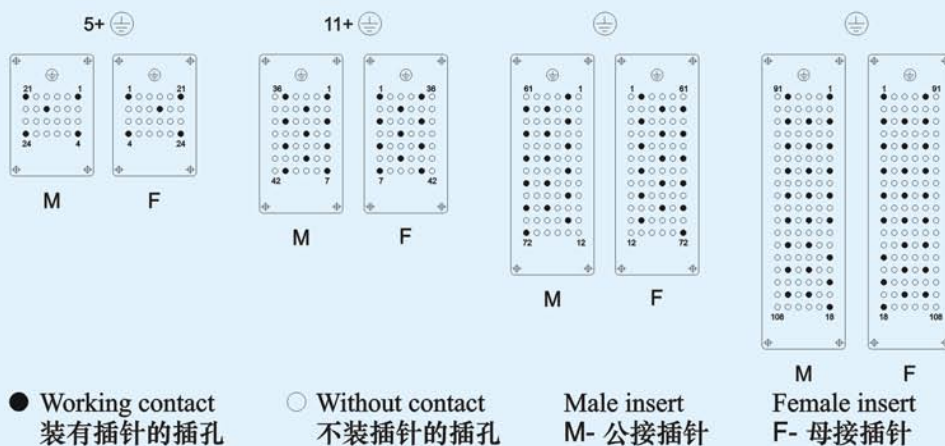
HD和HDD接插体在装满插针时，在绝缘等级3(C)时，在其工作电压可达250V。但其插针分布经过调整，同样在绝缘等级3(C)时，其工作电压允许值可达500V。

Series HDD
HDD 系列
Insulation group C
380V~ 绝缘等级 C

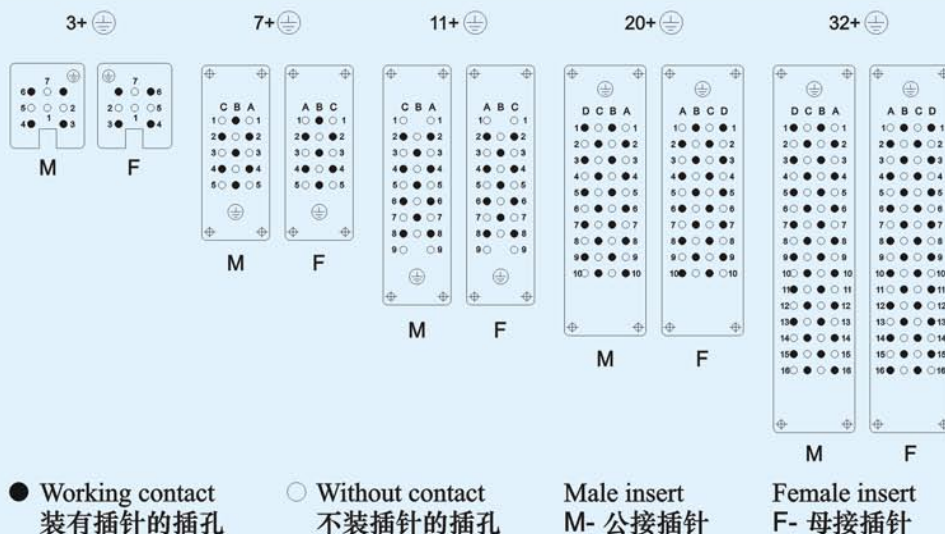
Contact arrangement view from termination side.
插针分布图



Insulation group C
500V~ 绝缘等级 C



Series HD
HD 系列
Pollution degree C
500V~ 污染等级 C



Hood

Insert

Housing

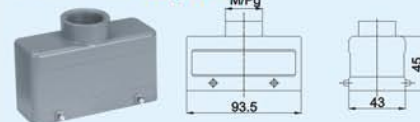
Hood:Side entry(4bolts)
外壳上壳：侧面进线 (4 耳)
Standard construction / 标准结构
H16B-SE-4B-M25(PG21)



High construction / 高结构
H16B-SEH-4B-M32(PG29)



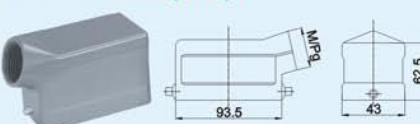
Hood:Top entry(4bolts)
外壳上壳：正面进线 (4 耳)
Standard construction / 标准结构
H16B-TE-4B-M25(PG21)



High construction / 高结构
H16B-TEH-4B-M32(PG29)



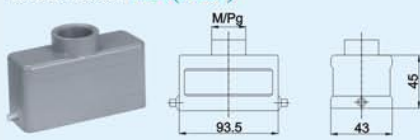
Hood:Side entry(2bolts)
外壳上壳：侧面进线 (2 耳)
Standard construction / 标准结构
H16B-SE-2B-M25(PG21)



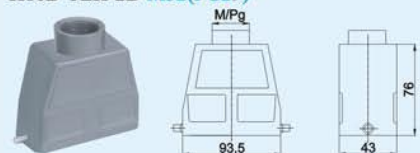
High construction / 高结构
H16B-SEH-2B-M32(PG29)



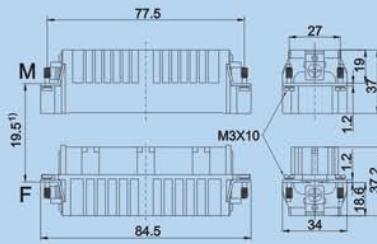
Hood:Top entry(2bolts)
外壳上壳：正面进线 (2 耳)
Standard construction / 标准结构
H16B-TE-2B-M25(PG21)



High construction / 高结构
H16B-TEH-2B-M32(PG29)



*常备螺纹规格用蓝色表示
*Stock items in blue color



Distance for contact max.21mm
1) 接插体之间最大距离 21mm

*Crimp terminal / 冷压压接

HD-040-M




HD-040-F

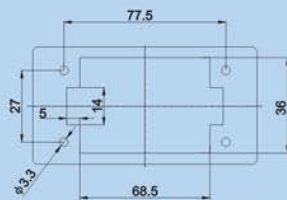


*Crimp terminal should order contacts pins separately.
Detail please fing the page 48
*冷压压接需另外订购冷压针详情请参见第48页

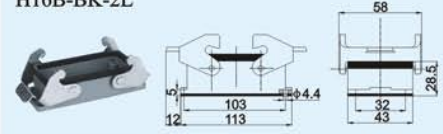
Contact arrangement view
from termination side
接插针排序



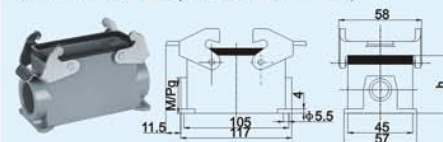
Panel cut out for inserts
for use without hoods/housings
板面安装开孔图



Bulkhead mounted(2 lever)
下壳：开孔安装(2扣)
H16B-BK-2L

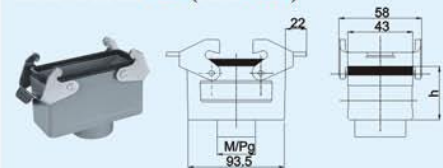


Surface mounted:Side entry(2 lever)
下壳：表面安装(2扣)
H16B-SF-2L-M25(*M32/PG21/*PG29)



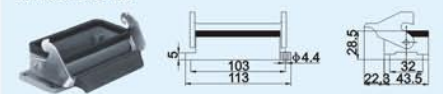
	h
standard construction / 标准结构	56
*High construction / 高结构	81

Cable to cable(2 lever)
下壳：电缆对接(2扣)
H16B-CCT-2L-M25(M32/PG21)

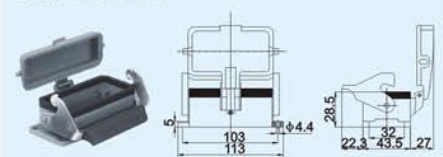


	h
standard construction / 标准结构	48
*High construction / 高结构	79

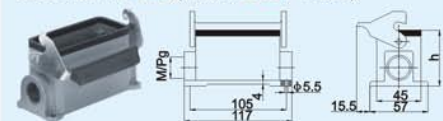
Bulkhead mounted(1 lever)
下壳：开孔安装(1扣)
H16B-BK-1L



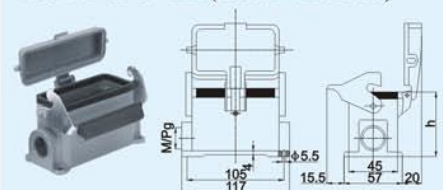
H16B-BK-1L-CV



Surface mounted:Side entry(1 lever)
下壳：表面安装(1扣)
H16B-SF-1L-M25(*M32/PG21/*PG29)



H16B-SF-1L-CV-M25(*M32/PG21/*PG29)



	h
standard construction / 标准结构	56
*High construction / 高结构	81

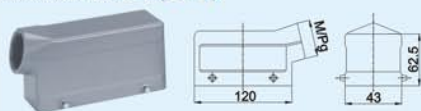
Further selection of hoods/housings on page 46
其它形式的上壳、下壳及其保护盖见第46页

Hood

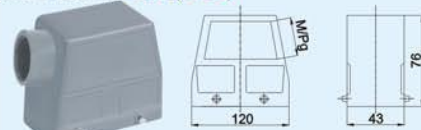
Insert

Housing

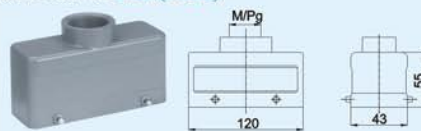
Hood:Side entry(4bolts)
外壳上壳：侧面进线(4耳)
standard construction / 标准结构
H24B-SE-4B-M25(PG21)



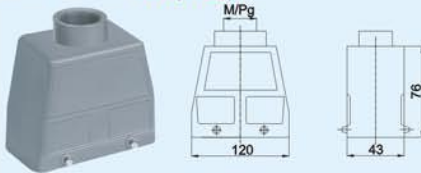
High construction / 高结构
H24B-SEH-4B-M32(PG29)



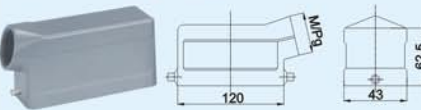
Hood:Top entry(4 bolts)
外壳上壳：正面进线(4耳)
Standard construction / 标准结构
H24B-TE-4B-M25(PG21)



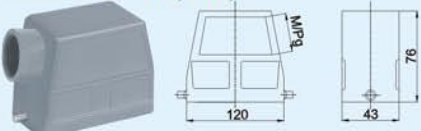
High construction / 高结构
H24B-TEH-4B-M32(PG29)



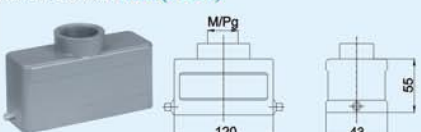
Hood:Side entry(2bolts)
外壳上壳：侧面进线(2耳)
standard construction / 标准结构
H24B-SE-2B-M25(PG21)



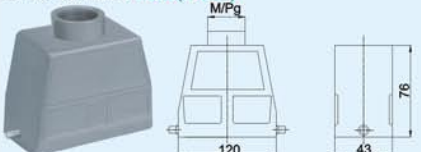
High construction / 高结构
H24B-SEH-2B-M32(PG29)



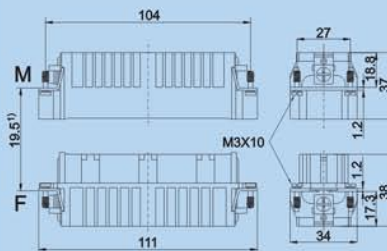
Hood:Top entry(2bolts)
外壳上壳：正面进线(2耳)
standard construction / 标准结构
H24B-TE-2B-M25(PG21)



High construction / 高结构
H24B-TEH-2B-M32(PG29)



*常备螺纹规格用蓝色表示
*Stock items in blue color



Distance for contact max,21mm
1) 接插体之间最大距离 21mm

*Crimp terminal / 冷压压接

HD-064-M




HD-064-F



*Crimp terminal should order contacts pins separately.
Detail please fing the page 48
*冷压压接需另外订购冷压压针详细请参见第48页

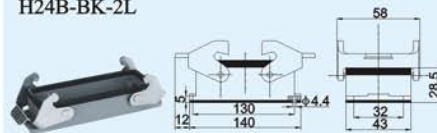
Contact arrangement view
from termination side
接插针排序



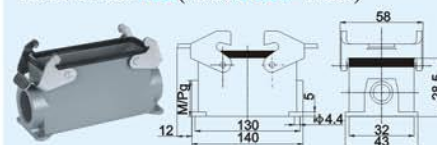
Panel cut out for inserts
for use without hoods/housings
板面安装开孔图



Bulkhead mounted(2 lever)
下壳：开孔安装(2扣)
H24B-BK-2L

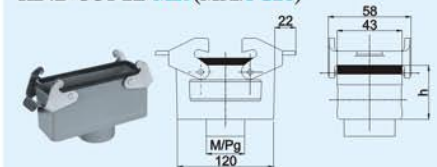


Surface mounted:Side entry(2 lever)
下壳：表面安装(2扣)
H24B-SF-2L-M25(*M32/PG21/*PG29)



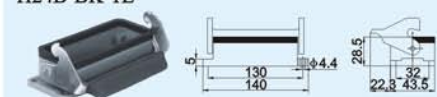
	h
standard construction / 标准结构	56
*High construction / 高结构	81

Cable to cable(2 lever)
下壳：电缆对接(2扣)
H24B-CCT-2L-M25(M32/PG21)

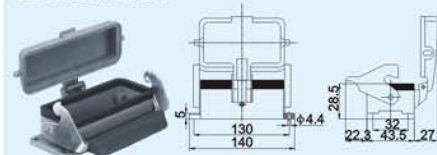


	h
standard construction / 标准结构	58
*High construction / 高结构	78

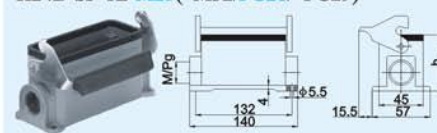
Bulkhead mounted(1 lever)
下壳：开孔安装(1扣)
H24B-BK-1L



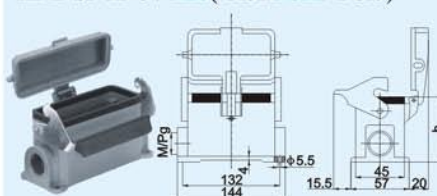
H24B-BK-1L-CV



Surface mounted:Side entry(1 lever)
下壳：表面安装(1扣)
H24B-SF-1L-M25(*M32/PG21/*PG29)



H24B-SF-1L-CV-M25(*M32/PG21/*PG29)

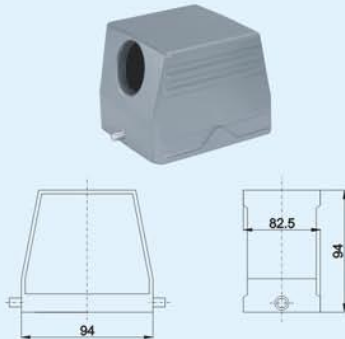


	h
standard construction / 标准结构	56
*High construction / 高结构	81

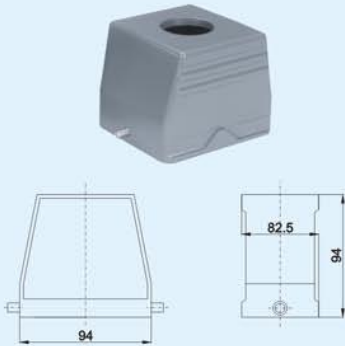
Further selection of hoods/housings on page 46
其它形式的上壳、下壳及其保护盖见第46页

Hood

Hood:Side entry(2 bolts)
 外壳上壳：侧面进线(2耳)
 H32B-SE-2B-M32(M40/M50/PG29/PG36/PG42)



Hood:Top entry(2 bolts)
 外壳上壳：正面进线(2耳)
 H32B-TE-2B-M32(M40/M50/PG29/PG36/PG42)



Insert

接插体尺寸见 HD-040(x2)
 Dimensions for inserts see HD-040(x2)

*Crimp terminal / 冷压压接

HD-080-M

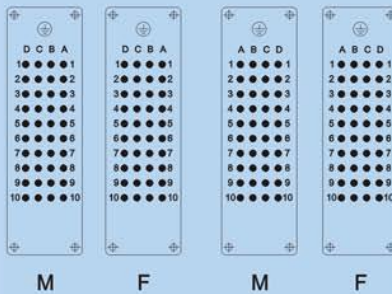


HD-080-F

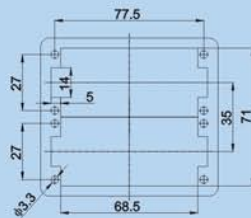


*Crimp terminal should order contacts pins separately.
 Detail please fing the page 48
 *冷压压接需另外订购冷压针详情请参见第48页

Contact arrangement view
 from termination side
 接插针排序

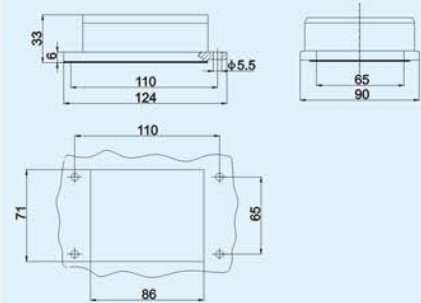


Panel cut out for inserts
 for use without hoods/housings
 板面安装开孔图

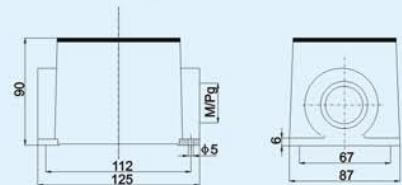


Housing

Bulkhead mounted(1 lever)
 下壳：开孔安装(1扣)
 H32B-BK-1L



Surface mounted:Side entry(1 lever)
 下壳：表面安装(1扣)
 H32B-SF-1L-M32(M40/M50/PG29/PG36/PG42)

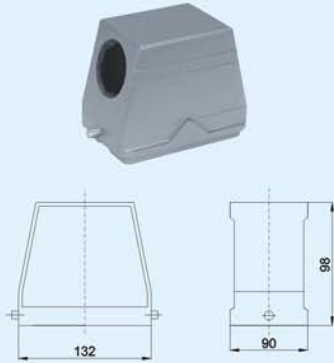


*常备螺纹规格用蓝色表示
 *Stock items in blue color

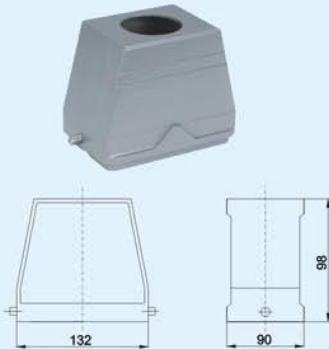
Further selection of hoods/housings on page 46
 其它形式的上壳、下壳及其保护盖见第46页

Hood

Hood:Side entry(2 bolts)
外壳上壳:侧面进线(2耳)
H48B-SE-2B-M32(M40/M50/PG29/PG36/PG42)



Hood:Top entry(2 bolts)
外壳上壳:正面进线(2耳)
H48B-TE-2B-M32(M40/M50/PG29/PG36/PG42)



Insert

接插体尺寸见 HD-064(x2)
Dimensions for inserts see HD-064(x2)

*Crimp terminal / 冷压压接

HD-128-M




HD-128-F



*Crimp terminal should order contacts pins separately.
Detail please fing the page 48

*冷压压接需另外订购冷压针详情请参见第48页

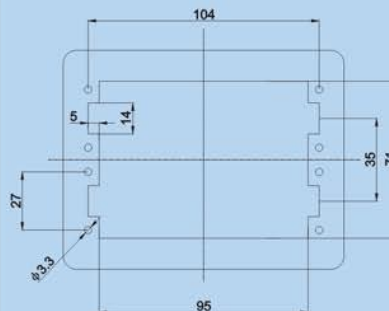
Contact arrangement view
from termination side
接插针排序



M

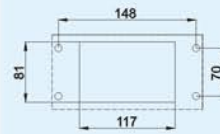

F

Panel cut out for inserts
for use without hoods/housings
板面安装开孔图




Housing

Bulkhead mounted(1 lever)
下壳:开孔安装(1扣)
H48B-BK-1L-CV



Surface mounted:Side entry(1 lever)
下壳:表面安装(1扣)
H48B-SF-1L-M32(M40/M50/PG29/PG36/PG42)



Hood

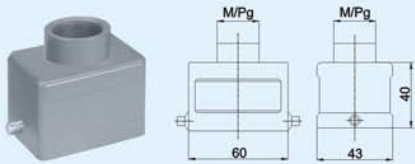
Hood:Side entry(2bolts)
外壳上壳: 侧面进线 (2 耳)
Standard construction/ 标准结构
H6B-SE-2B-M20(PG13.5/PG16)



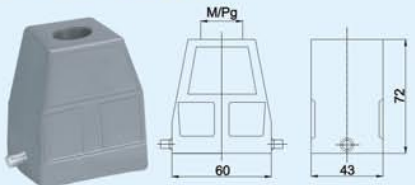
High construction / 高结构
H6B-SEH-2B-M25(PG21)



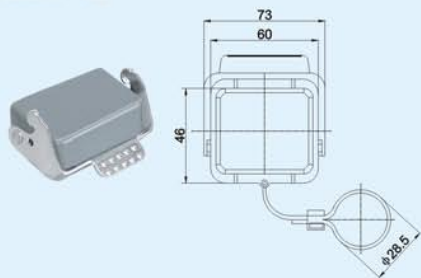
Hood:Top entry(2bolts)
外壳上壳: 正面进线 (2 耳)
Standard construction / 标准结构
H6B-TE-2B-M20(PG13.5/PG16)



High construction / 高结构
H6B-TEH-2B-M25(PG21)

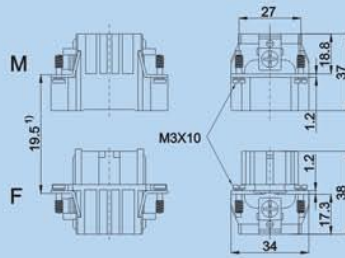


Protection covers with 1 lever
上壳保护盖: 带扣 (1 扣)
H6B-CV-1L



*常备螺纹规格用蓝色表示
*Stock items in blue color

Insert



Distance for contact max.21mm
1) 接插体之间最大距离 21mm

* 冷压压接 / Crimp terminal

HDD-024-M

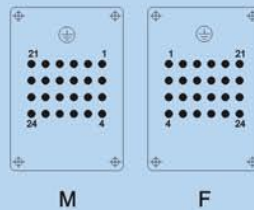


HDD-024-F

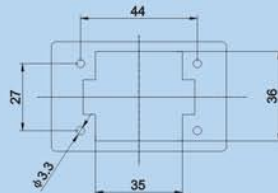


*Crimp terminal should order contacts pins separately.
Detail please fing the page 48
*冷压压接需另外订购冷压针详情请参见第48页

Contact arrangement view
from termination side
接插针排序



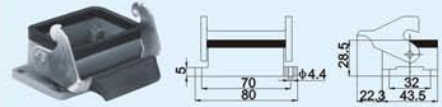
Panel cut out for inserts
for use without hoods/housings
板面安装开孔图



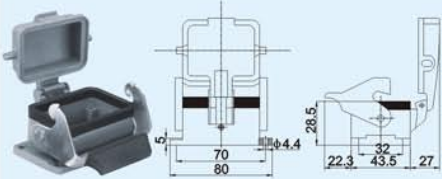
Housing

Bulkhead mounted (1 lever)
下壳: 开孔安装 (1 扣)

H6B-BK-1L



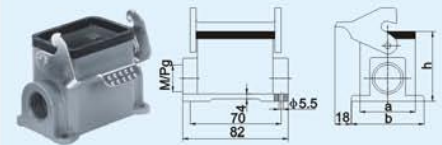
H6B-BK-1L-CV



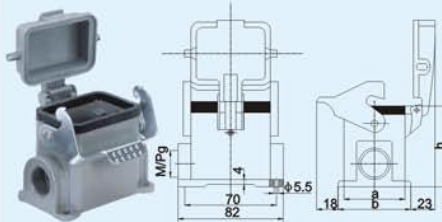
Bulkhead mounted (1 lever)

下壳: 开孔安装 (1 扣)

H6B-SF-1L-M20(*M25/PG16/*PG21)



H6B-SF-1L-CV-M20(*M25/PG16/*PG21)



	a	b	h
Standard construction / 标准结构	40	52	51
*High construction / 高结构	45	57	74

Cable to cable(1 lever)

下壳: 电缆对接 (1 扣)

H6B-CCT-1L-M20(*M25/PG16/*PG21)



	h
Standard construction / 标准结构	42
*High construction / 高结构	72

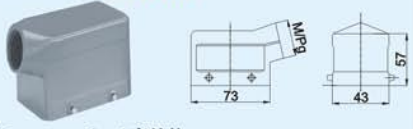
Further selection of hoods/housings on page 46
其它形式的上壳、下壳及其保护盖见第46页

Hood

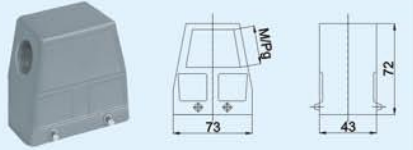
Insert

Housing

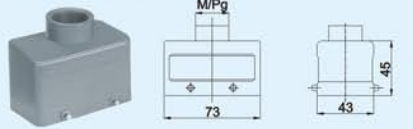
Hood:Side entry(4bolts)
外壳上壳：侧面进线 (4 耳)
standard construction / 标准结构
H10B-SE-4B-M20(PG16)



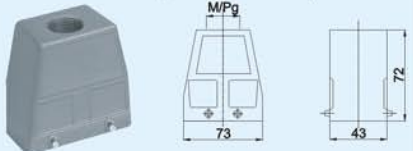
High construction / 高结构
H10B-SEH-4B-M25(M32/PG21/PG29)



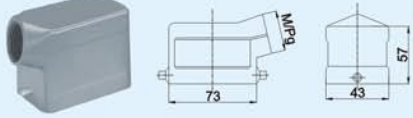
Hood:Side entry(4bolts)
外壳上壳：正面进线 (4 耳)
Standard construction / 标准结构
H10B-TE-4B-M20(PG16)



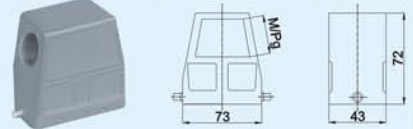
High construction / 高结构
H10B-TEH-4B-M25(M32/PG21/PG29)



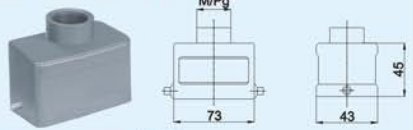
Hood:Side entry(2bolts)
外壳上壳：侧面进线 (2 耳)
Standard construction / 标准结构
H10B-SE-2B-M20(PG16)



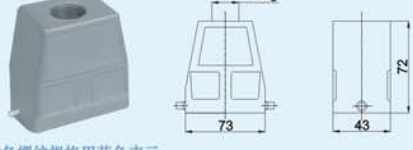
High construction / 高结构
H10B-SEH-2B-M25(M32/PG21/PG29)



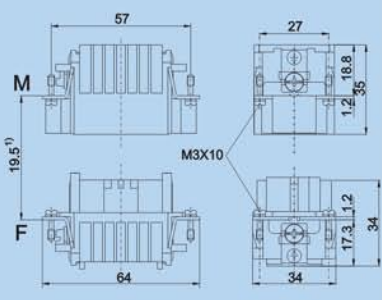
Hood:Side entry(2bolts)
外壳上壳：侧面进线 (2 耳)
Standard construction / 标准结构
H10B-TE-2B-M20(PG16)



High construction / 高结构
H10B-TEH-2B-M25(M32/PG21/PG29)



*常备螺纹规格用蓝色表示
*Stock items in blue color



Distance for contact max.21mm
1) 接插体之间最大距离 21mm

*冷压压接/Crimp terminal

HDD-042-M

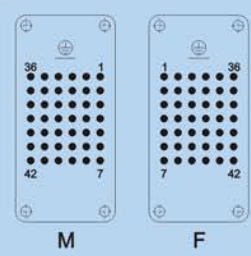


HDD-042-F

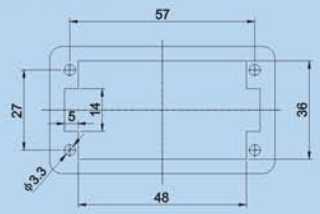


*Crimp terminal should order contacts pins separately.
Detail please fing the page 48
*冷压压接需另外订购冷压针详情请参见第48页

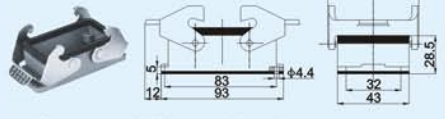
Contact arrangement view
from termination side
接插针排序



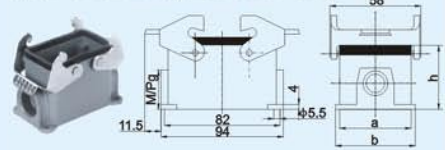
Panel cut out for inserts
for use without hoods/housings
板面安装开孔图



Bulkhead mounted(2 lever)
下壳：开孔安装(2扣)
H10B-BK-2L

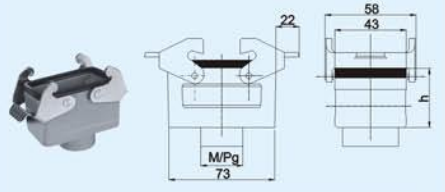


Surface mounted:Side entry(2 lever)
下壳：表面安装(2扣)
H10B-SF-2L-M20(M25/PG16/PG21)



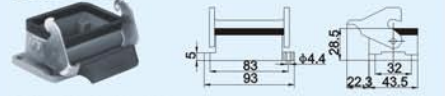
	a	b	h
standard construction / 标准结构	40	52	54
*High construction / 高结构	45	57	74

Cable to cable(2 lever)
下壳：电缆对接(2扣)
H10B-CCT-2L-M20(M25/PG16/PG21)

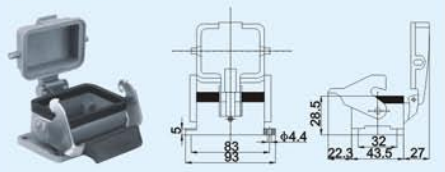


	h
standard construction / 标准结构	48
*High construction / 高结构	75

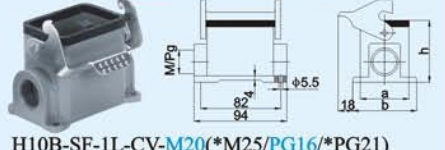
Bulkhead mounted(1 lever)
下壳：开孔安装(1扣)
H10B-BK-1L



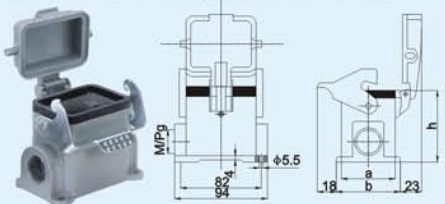
H10B-BK-1L-CV



Surface mounted:Side entry(1 lever)
下壳：表面安装(1扣)
H10B-SF-1L-M20(*M25/PG16/*PG21)



H10B-SF-1L-CV-M20(*M25/PG16/*PG21)



	a	b	h
Standard construction / 标准结构	40	52	54
*High construction / 高结构	45	57	74

Further selection of hoods/housings on page 46
其它形式的上壳、下壳及其保护盖见第46页

Hood

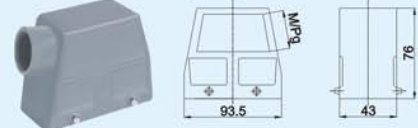
Insert

Housing

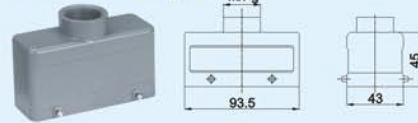
Hood:Side entry(4bolts)
外壳上壳：侧面进线(4耳)
Standard construction / 标准结构
H16B-SE-4B-M25(PG21)



High construction / 高结构
H16B-SEH-4B-M32(PG29)



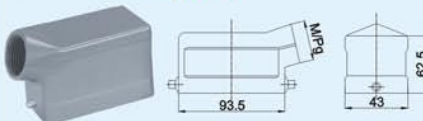
Hood:Top entry(4bolts)
外壳上壳：正面进线(4耳)
Standard construction / 标准结构
H16B-TE-4B-M25(PG21)



High construction / 高结构
H16B-TEH-4B-M32(PG29)



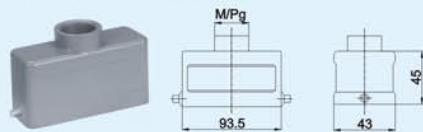
Hood:Side entry(2bolts)
外壳上壳：侧面进线(2耳)
Standard construction / 标准结构
H16B-SE-2B-M25(PG21)



High construction / 高结构
H16B-SEH-2B-M32(PG29)



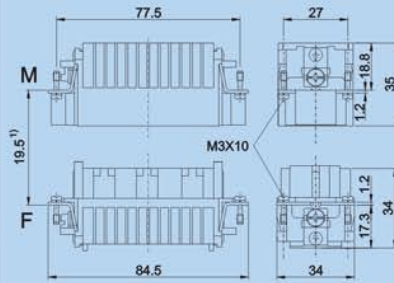
Hood:Top entry(2bolts)
外壳上壳：正面进线(2耳)
Standard construction / 标准结构
H16B-TE-2B-M25(PG21)



High construction / 高结构
H16B-TEH-2B-M32(PG29)



*常备螺纹规格用蓝色表示
*Stock items in blue color



Distance for contact max.21mm
1) 接插体之间最大距离 21mm

*Crimp terminal / 冷压压接

HDD-072-M




HDD-072-F

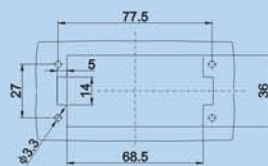


*Crimp terminal should order contacts pins separately.
Detail please fing the page 48
*冷压压接需另外订购冷压针详情请参见第48页

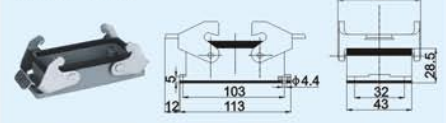
Contact arrangement view
from termination side
接插针排序



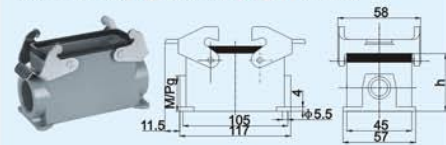
Panel cut out for inserts
for use without hoods/housings
板面安装开孔图



Bulkhead mounted(2 lever)
下壳：开孔安装(2扣)
H16B-BK-2L

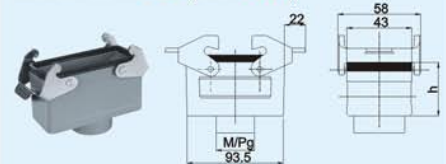


Surface mounted:Side entry(2 lever)
下壳：表面安装(2扣)
H16B-SF-2L-M25(*M32/PG21/*PG29)



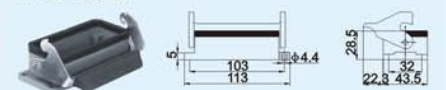
	h
standard construction / 标准结构	56
*High construction / 高结构	81

Cable to cable(2 lever)
下壳：电缆对接(2扣)
H16B-CCT-2L-M25(M32/PG21)

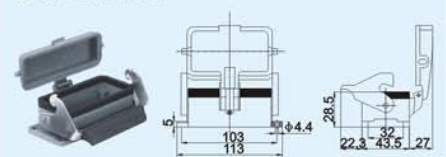


	h
standard construction / 标准结构	48
*High construction / 高结构	79

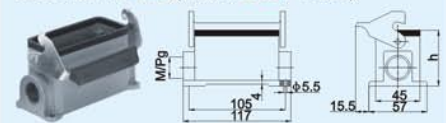
Bulkhead mounted(1 lever)
下壳：开孔安装(1扣)
H16B-BK-1L



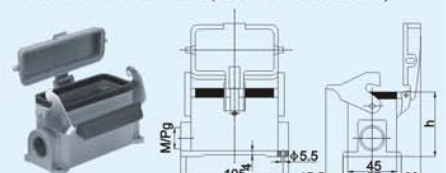
H16B-BK-1L-CV



Surface mounted:Side entry(1 lever)
下壳：表面安装(1扣)
H16B-SF-1L-M25(*M32/PG21/*PG29)



H16B-SF-1L-CV-M25(*M32/PG21/*PG29)

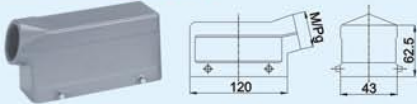


	h
standard construction / 标准结构	56
*High construction / 高结构	81

Further selection of hoods/housings on page 46
其它形式的上壳、下壳及其保护盖见第46页

Hood

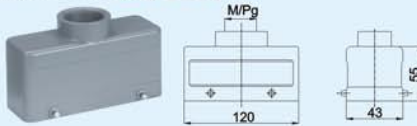
Hood:Side entry(4bolts)
外壳上壳:侧面进线(4耳)
standard construction / 标准结构
H24B-SE-4B-M25(PG21)



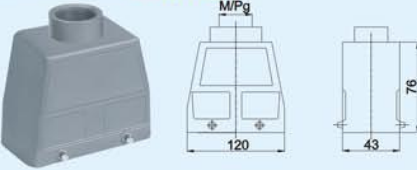
High construction / 高结构
H24B-SEH-4B-M32(PG29)



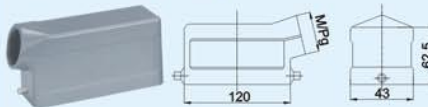
Hood:Top entry(4 bolts)
外壳上壳:正面进线(4耳)
Standard construction / 标准结构
H24B-TE-4B-M25(PG21)



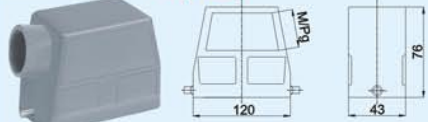
High construction / 高结构
H24B-TEH-4B-M32(PG29)



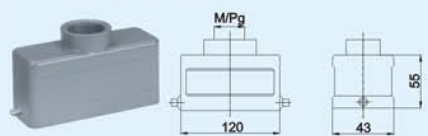
Hood:Side entry(2bolts)
外壳上壳:侧面进线(2耳)
standard construction / 标准结构
H24B-SE-2B-M25(PG21)



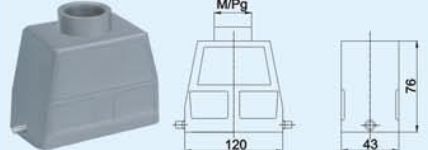
High construction / 高结构
H24B-SEH-2B-M32(PG29)



Hood:Top entry(2bolts)
外壳上壳:正面进线(2耳)
standard construction / 标准结构
H24B-TE-2B-M25(PG21)

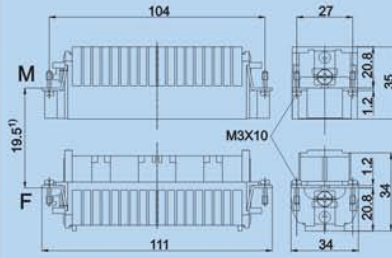


High construction / 高结构
H24B-TEH-2B-M32(PG29)



*常备螺纹规格用蓝色表示
*Stock items in blue color

Insert



Distance for contact max,21mm
1) 接插体之间最大距离 21mm

*Crimp terminal / 冷压压接
HDD-108-M




HDD-108-F

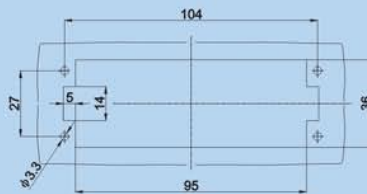


*Crimp terminal should order contacts pins separately.
Detail please find the page 48
*冷压压接需另外订购冷压针详情请参见第48页

Contact arrangement view
from termination side
接插针排序

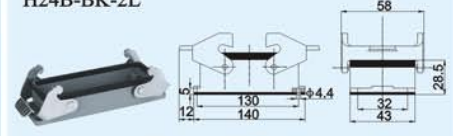


Panel cut out for inserts
for use without hoods/housings
板面安装开孔图

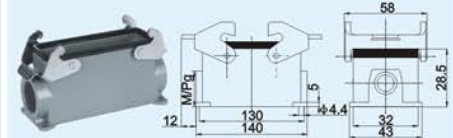


Housing

Bulkhead mounted(2 lever)
下壳:开孔安装(2扣)
H24B-BK-2L

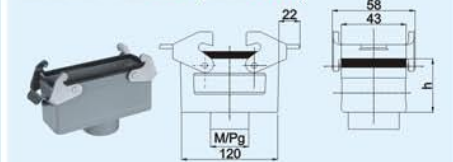


Surface mounted:Side entry(2 lever)
下壳:表面安装(2扣)
H24B-SF-2L-M25(*M32/PG21/*PG29)



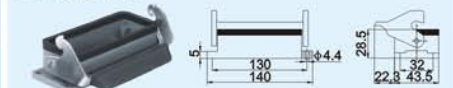
	h
standard construction / 标准结构	56
*High construction / 高结构	81

Cable to cable(2 lever)
下壳:电缆对接(2扣)
H24B-CCT-2L-M25(M32/PG21)

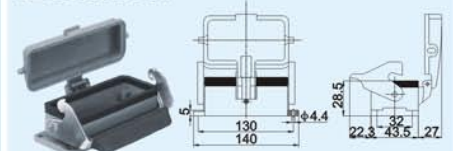


	h
standard construction / 标准结构	58
*High construction / 高结构	78

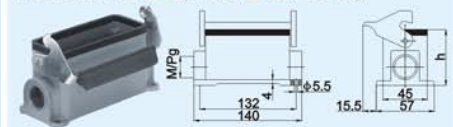
Bulkhead mounted(1 lever)
下壳:开孔安装(1扣)
H24B-BK-1L



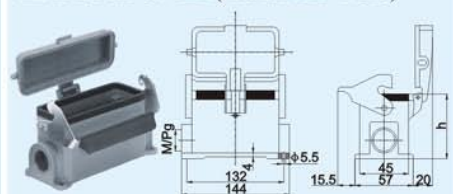
H24B-BK-1L-CV



Surface mounted:Side entry(1 lever)
下壳:表面安装(1扣)
H24B-SF-1L-M25(*M32/PG21/*PG29)



H24B-SF-1L-CV-M25(*M32/PG21/*PG29)

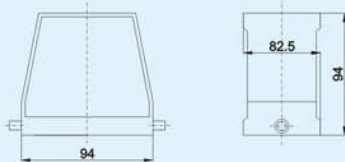


	h
standard construction / 标准结构	56
*High construction / 高结构	81

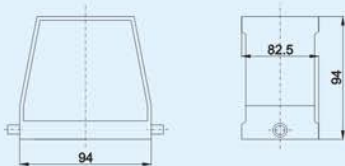
Further selection of hoods/housings on page 46
其它形式的上壳、下壳及其保护盖见第46页

Hood

Hood:Side entry(2 bolts)
 外壳上壳：侧面进线(2耳)
 H32B-SE-2B-M32(M40/M50/PG29/PG36/PG42)



Hood:Top entry(2 bolts)
 外壳上壳：正面进线(2耳)
 H32B-TE-2B-M32(M40/M50/PG29/PG36/PG42)



Insert

Dimensions for inserts see HDD-072(x2)
 接插体尺寸见 HDD-072(x2)

*Crimp terminal / 冷压压接

HDD-144-M

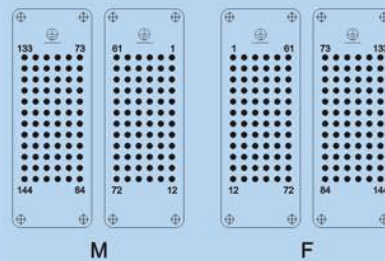


HDD-144-F

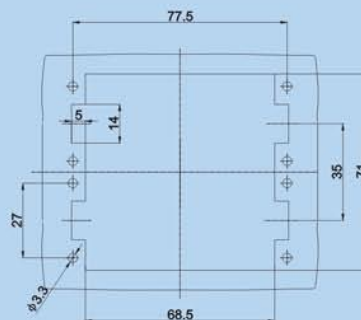


*Crimp terminal should order contacts pins separately.
 Detail please fing the page 48
 *冷压压接需另外订购冷压针详情请参见第48页

Contact arrangement view
 from termination side
 接插针排序

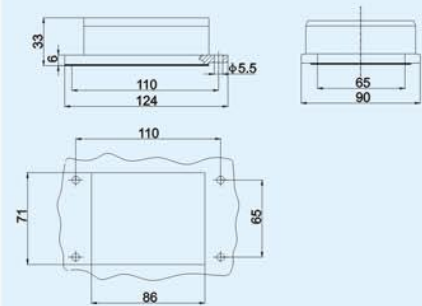


Panel cut out for inserts
 for use without hoods/housings
 板面安装开孔图

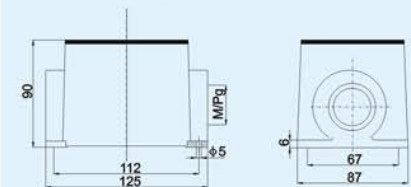


Housing

Bulkhead mounted(1 lever)
 下壳：开孔安装(1扣)
 H32B-BK-1L



Surface mounted:Side entry(1 lever)
 下壳：表面安装(1扣)
 H32B-SF-1L-M32(M40/M50/PG29/PG36/PG42)

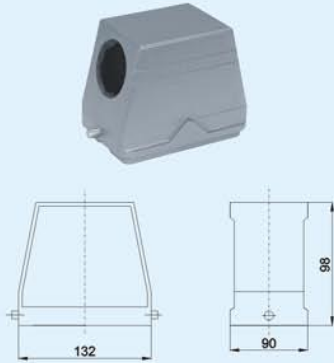


*常备螺纹规格用蓝色表示
 *Stock items in blue color

Further selection of hoods/housings on page 46
 其它形式的上壳、下壳及其保护盖见第46页

Hood

Hood:Side entry(2 bolts)
外壳上壳:侧面进线(2耳)
H48B-SE-2B-M32(M40/M50/PG29/PG36/PG42)



Hood:Top entry(2 bolts)
外壳上壳:正面进线(2耳)
H48B-TE-2B-M32(M40/M50/PG29/PG36/PG42)



Insert

Dimensions for inserts see HDD-108(x2)
接插体尺寸见 HDD-108(x2)

*Crimp terminal / 冷压压接

HDD-216-M

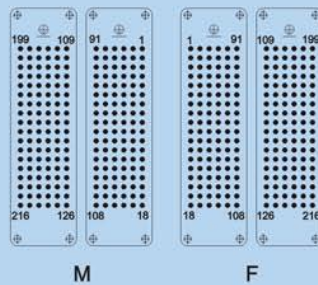


HDD-216-F

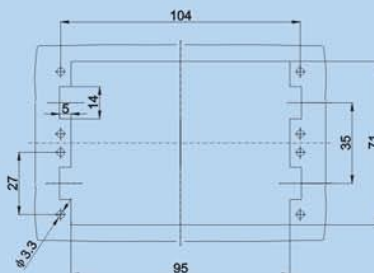


*Crimp terminal should order contacts pins separately.
Detail please fing the page 48
*冷压压接需另外订购冷压针详情请参见第48页

Contact arrangement view
from termination side
接插针排序

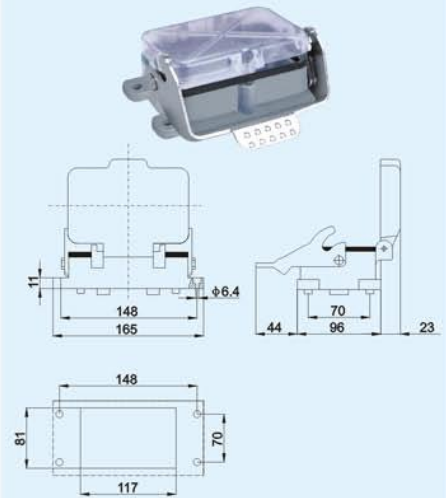


Panel cut out for inserts
for use without hoods/housings
板面安装开孔图



Housing

Bulkhead mounted(1 lever)
下壳:开孔安装(1扣)
H48B-BK-1L-CV



Surface mounted:Side entry(1 lever)
下壳:表面安装(1扣)
H48B-SF-1L-M32(M40/M50/PG29/PG36/PG42)

